

1959 FORD POPULAR



BUILD HISTORY

INTRODUCTION

BEST LAID PLANS

The original idea was to buy a car that needed tidying up. Three neighbours, two babies and one serious back ache later...

It all started back in 1982 when I worked with a guy called Geoff Owen who was building a Ford Popular Hot Rod. As soon as I saw pictures of his car I was instantly taken by its look and the idea of building a car from the ground up. With Geoff's help I would soon be driving one.

Ten years after selling the car, I saw it again at the 'Nationals' which rekindled the bug. Another 'Pop' was on the cards, but this time one that just needed tidying up here and there and a lick of new paint. Yea right!



My impression of how I wanted the car to look




The pop as it was in 1997



ENGINEERING





CONSTRUCTION



BODY PREPARATION



PRE-ASSEMBLY



PAINT AND FINAL ASSEMBLY



INTERIOR



SPECIFICATIONS

Chassis/Manufacture	Custom/Built by Geoff Owen - Owen Engineering Z'd front and rear, 2x3 box tubing
Rearend	8" Ford narrowed by Geoff Owen, Gear Ratio 3:55 Floating A-arm, Adjustable 2 link system. All parts powder coated. Gas Spax Shocks 250lb springs
Brakes	Rear brakes: Mercedes discs, Sierra Cosworth calipers Front brakes: MK5 Cortina discs, MK2 Escort floating calipers, Stainless steel mounting brackets Brake pads: Mintex C-Tech Tilton master reservoir
Front suspension	Narrowed and modified IFS MK 5 Cortina by Geoff Owen. Gas Spax Shocks 350lb springs Front hubs custom built by Riverside Machine Shop
Steering Column	Custom Built by Geoff Owen. Grant 838 steering wheel.
Front Wheel Make/Size	Centreline 3.5 x 15"
Rear Wheel Make/Size	Centreline 8 x 15" Fitted with chrome wheel knock off's
Engine	Ford 2.8 V6, Electric cooling fan, Yearwood aluminum oval air filter Exhaust headers custom built by Geoff Owen Mufflers: Flowmaster 'Street' Exhaust system, mild steel by owner Recored and modified Popular radiator
Transmission	Ford XR4i 5 speed manual

Fuel	Jaz Products foam filled 12 gallon fuel cell Facet 'Solid State' fuel pump
Body	1959 Ford Popular Saloon Body preparation by Dave Haskell Roof filled, modified Pop Brown door sills, modified steel rear arches stock size Stock steel front grill, inner arches and hood Pop Brown original size front arches in fibreglass Boot lid brand new original steel item Floor and wheel tubs, firewall, modified stock dash, switch housing panels, built or modified by owner, Painter Dave Haskell, paint Cellulose Black
Interior	Neils Auto Interiors Tuck 'n' Roll Headlining, door and rear panels Custom built rear seat by Neils Auto Interiors Triumph Spitfire front seats Gauges: Golden Oldies by Autometer. Speedo, Water and Fuel Warning lights by Ron Francis, switches by Holdens Sound proofing 'Brown Bread' and insulating felt
Lights	Front headlamps: Chrome sealed units Rear '42-47 Ford oval Front indicators: Chrome rectangular Yearwood
Electrics	Wiring loom built and fitted by Alien Electrical
Additional modifications	Headlamps moved forwards, American Chrome license plate holder, Chrome exhaust tips, Smoke tinted glass

Unless stated all work by owner



MANY THANKS

To all those that helped in one form or another,
I appreciate your help no matter how small a
part you think you played. Without your
encouragement, advice and practical
assistance, the car wouldn't be on
the road and I wouldn't be having
half as much fun as I am.

Geoff Owen
Dave Haskell
Dave Cahill
Julian Russell - Pop Parts Plus
Cliff Brooks - Autocraft Engineering
Neil Tadman - Neils Auto Interiors
Customville - Goodmayes, Ilford
Ray Irish - Riverside Precision Machining
Tom's Polishing
Alan - Alien Electrical
Chris Isaacs Race Cars
Andrea - Runwell Car Transport
Faye - Speedflow
Chris Brown - Pop Browns
Dave & Pete - Waldon White Jones
To Friends, family and neighbours, past and present for putting up with me.

Special thanks to Geoff Owen for his valuable time, advice and friendship.
Dave Haskell for his apple tea and willingness to help.
My Dad for being an extra pair of hands whenever I needed him.
Lynn for all her help, understanding and patience.
And finally to my girls Courteney and Melissa who understand you still need
a toy to play with even when you're old.



In memory of Peter Titmuss